







Product Type: **Wall Mounted Head Shower**
 Product Code: **E044242**
 Product Name: **Cascade Head Shower**
 Description: Soffione a parete
Wall-Mounted Head Shower
 Dimensions: -
 Material: **Stainless Steel**

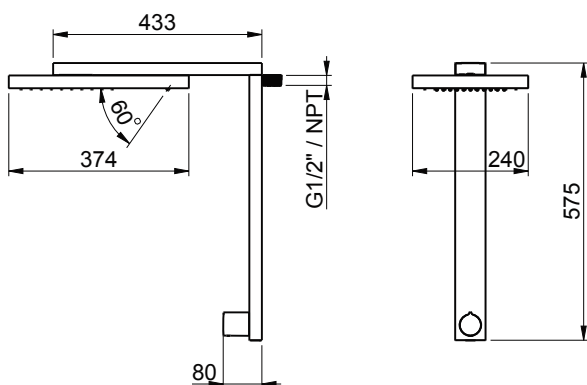


Note: **connessioni | connections G1/2" / NPT**
 Notes: **kit di connessione incluso | and connection kit included**
completamente ispezionabile | completely inspectionable
 prodotto indicato per ristrutturazione | *product suggested for renovation*

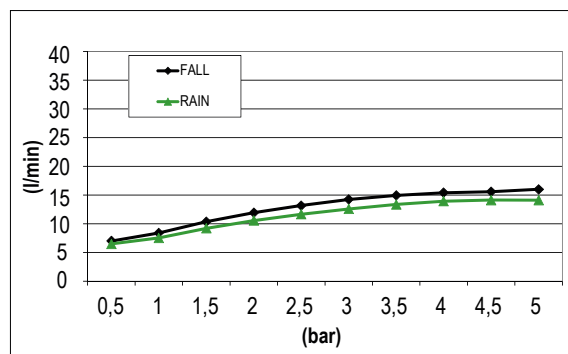
Functions:  1 Way |  Rain |  Cascade |  Renovation

Finishes: **Stainless Steel**
 Mirror **MS** |  Brushed **BS**

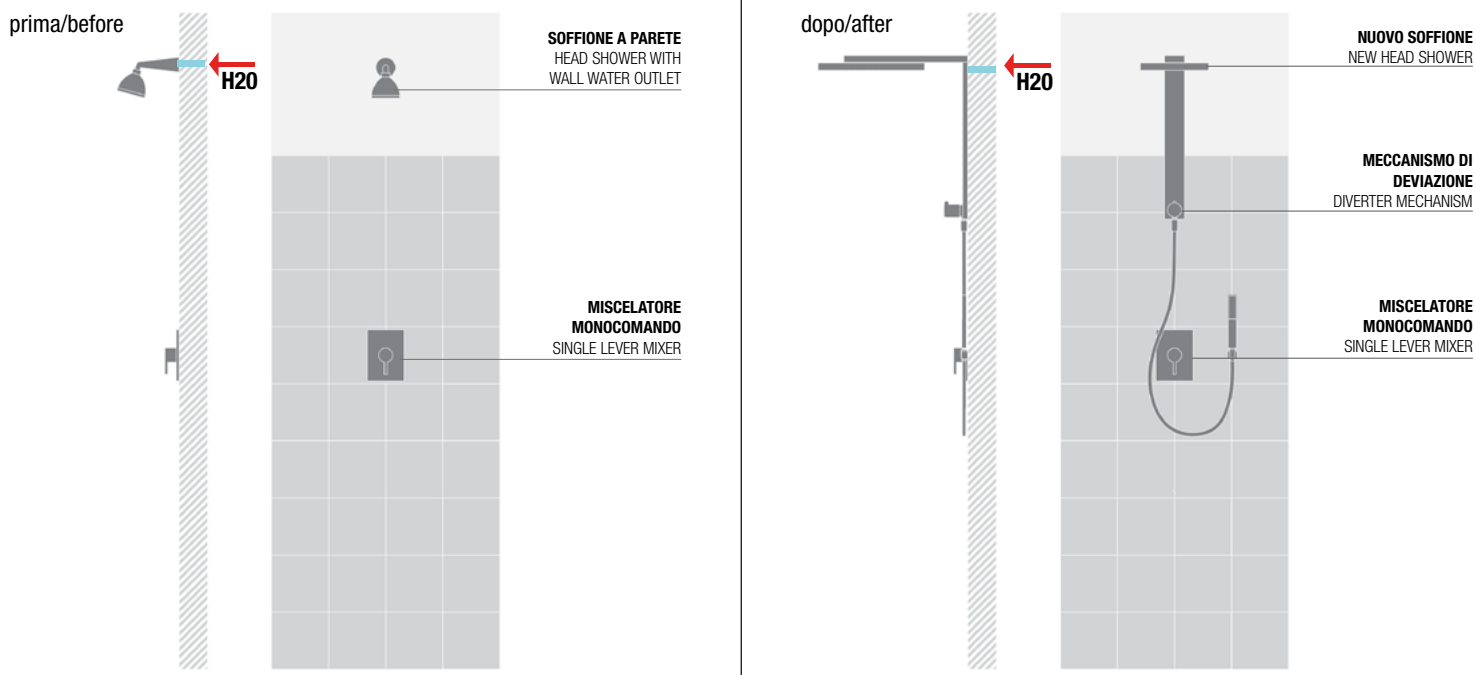
DIMENSIONS



FLOWRATE



MIN: 1 bar | MAX: 5 bar | BEST: 3 bar



- 1) il prodotto si installa alla presa acqua esistente | *The product can be installed at the existing water outlet*
- 2) nessun intervento sull'impianto e sul rivestimento a muro | *No intervention necessary on the water system and wall coverings*
- 3) meccanismo di deviazione dei getti interno alla colonna | *Diverter mechanism inside the column*

PRODUCT CARE

To avoid damages to the purchased equipment, please observe the following recommendations for use:

- Clean the plumbing before connecting the device.
- Periodically clean the water blade to avoid any limestone deposits that could compromise the good functioning.

Advice: The installation of a filter and water-softener system improves and extends the life of the devices and of the plant itself.

CLEANING OF METAL PARTS:

For an easy cleaning of the metal parts of the product, simply use a soft cloth moistened in water and soap or an anti-limestone detergent.

To avoid spots caused by calcium in water, we advise drying with a cloth after each use.

Advice: Please use only natural soap-based detergents avoiding those with alcohol, hydrochloric acid or phosphoric acid, bleach, chlorine etc. and those containing abrasive powders.

PACKING



1 pcs