

Product Type: **Built-In Head Shower**
Product Code: **E044088**
Product Name: **Rectangular XXL Multifunction**

Description: Soffione a incasso
Built-in Head Shower










Dimensions: 700x380 mm
Material: Stainless Steel



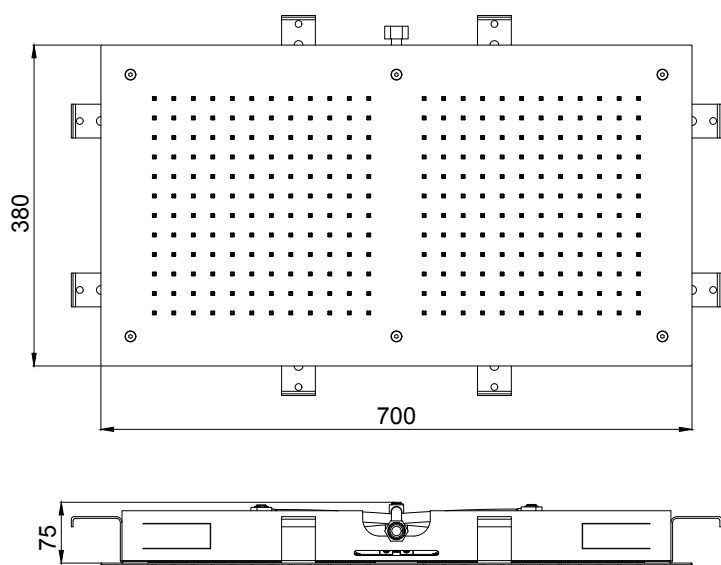
Note: connessioni | *connections* **G1/2" / NPT**
Notes: **telaio** incasso e kit di connessione inclusi | *built-in frame* and connection kit included
completamente ispezionabile | **completely inspectionable**
include kit fissaggio **security fix** per soffioni pesanti | *includes security fix kit for heavy shower heads*

Functions:  1 Way
 Rain

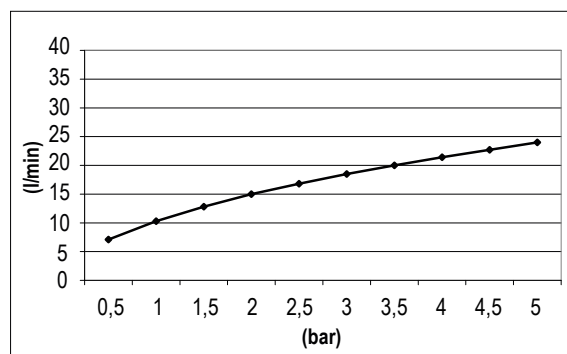
Finishes:

Stainless Steel		Matt Colours	PVD Polished		PVD Brushed			
								
Mirror MS	Brushed BS	Matt Black MB	Gold GO	DeepBlack DB	High Brass HB	Copper CO	Gun Metal GM	Absolute Black AB

DIMENSIONS



FLOWRATE



MIN: 1 bar | MAX: 5 bar | BEST: 3 bar

PRODUCT CARE

To avoid damages to the purchased equipment, please observe the following recommendations for use:

- Clean the plumbing before connecting the device.
- Periodically clean the water blade to avoid any limestone deposits that could compromise the good functioning.

Advice: The installation of a filter and water-softener system improves and extends the life of the devices and of the plant itself.

CLEANING OF METAL PARTS:

For an easy cleaning of the metal parts of the product, simply use a soft cloth moistened in water and soap or an anti-limestone detergent.

To avoid spots caused by calcium in water, we advise drying with a cloth after each use.

Advice: Please use only natural soap-based detergents avoiding those with alcohol, hydrochloric acid or phosphoric acid, bleach, chlorine etc. and those containing abrasive powders.

CERTIFICATIONS



PACKING



1 pcs