


Product Type: **Built-In Head Shower**
 Product Code: **E044110**
 Product Name: **Rectangular XXL Multifunction**

Description: Soffione a incasso
Built-in Head Shower

Dimensions: 700x380 mm
 Material: Stainless Steel



Note: connessioni | *connections* **G1/2" / NPT**
 Notes: **telaio incasso e kit di connessione inclusi** | *built-in frame and connection kit included*
completamente ispezionabile | *completely inspectable*
 include kit fissaggio **security fix** per soffioni pesanti | *includes security fix kit for heavy shower heads*

Functions:

2 Way

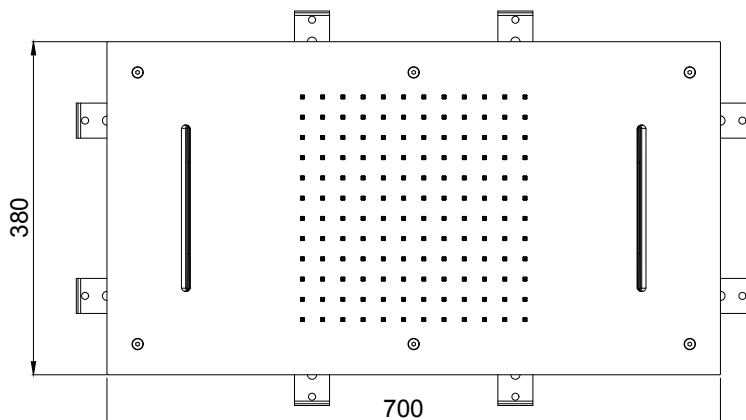
Rain

Cascade

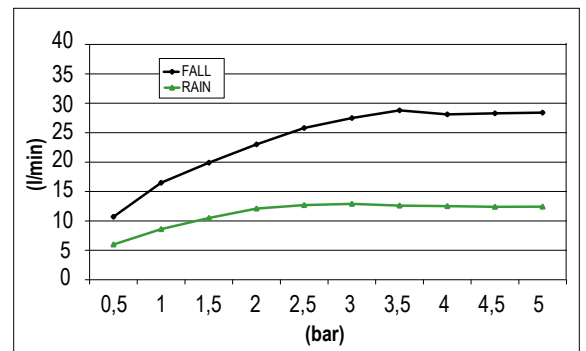
Finishes:

Stainless Steel		Matt Colours		PVD Polished		PVD Brushed			
MS	BS	MB	WM	GO	DB	HB	CO	GM	AB

DIMENSIONS



FLOWRATE



MIN: 1 bar | MAX: 5 bar | BEST: 3 bar

PRODUCT CARE

To avoid damages to the purchased equipment, please observe the following recommendations for use:

- Clean the plumbing before connecting the device.
- Periodically clean the water blade to avoid any limestone deposits that could compromise the good functioning.

Advice: The installation of a filter and water-softener system improves and extends the life of the devices and of the plant itself.

CLEANING OF METAL PARTS:

For an easy cleaning of the metal parts of the product, simply use a soft cloth moistened in water and soap or an anti-limestone detergent.

To avoid spots caused by calcium in water, we advise drying with a cloth after each use.

Advice: Please use only natural soap-based detergents avoiding those with alcohol, hydrochloric acid or phosphoric acid, bleach, chlorine etc. and those containing abrasive powders.

CERTIFICATIONS



PACKING



1 pcs