








Product Type: **Waterfalls**  
 Product Code: **E044274**  
 Product Name: **XL Built-In Waterfall**  
 Description: Cascata a incasso con lama XL  
*Built-in Waterfall with XL blade*  
 Dimensions: 346 x 80 mm  
 Material: Stainless Steel



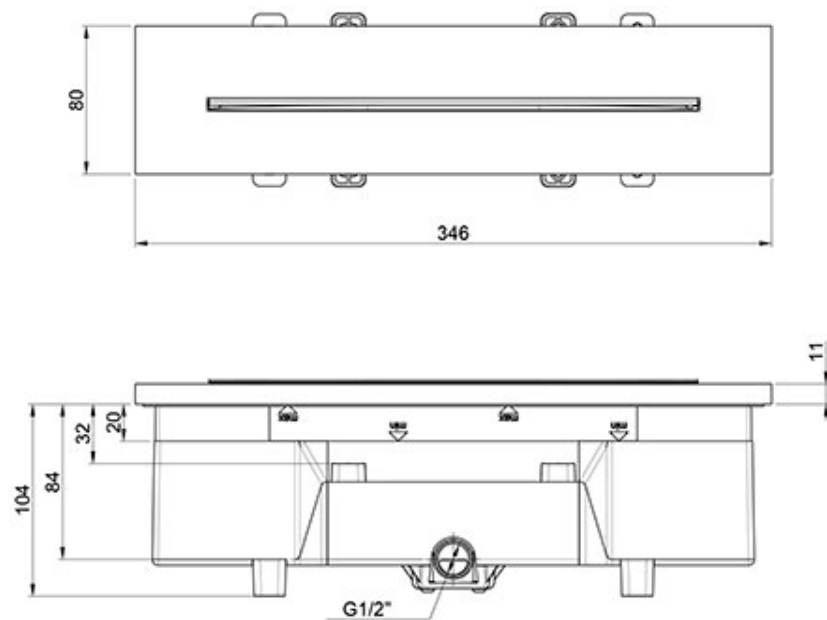
Note: lama XL  
 Notes: XL blade

Functions:  1 Way |  Cascade

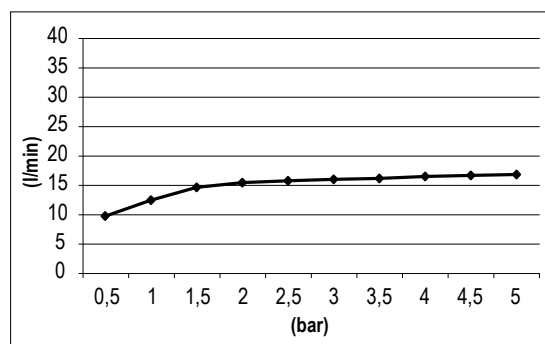
Finishes:

<b>Stainless Steel</b>	<b>Painted</b>	<b>PVD Polished</b>	<b>316 PVD Brushed</b>		
 <b>316</b>	 <b>316</b>	 <b>316</b>	 <b>316</b>	 <b>316</b>	 <b>316</b>
Mirror <b>MS</b>	316 AISI <b>MB</b>	Matt White <b>WM</b>	Gold <b>GO</b>	Deep Grey <b>DG</b>	High Brass <b>316 HB</b>
					Copper <b>316 CO</b>
					Gun Metal <b>316 GM</b>

## DIMENSIONS



## FLOWRATE



## PRODUCT CARE

To avoid damages to the purchased equipment, please observe the following recommendations for use:

- Clean the plumbing before connecting the device.
- Periodically clean the water blade to avoid any limestone deposits that could compromise the good functioning.

Advice: The installation of a filter and water-softener system improves and extends the life of the devices and of the plant itself.

### CLEANING OF METAL PARTS:

For an easy cleaning of the metal parts of the product, simply use a soft cloth moistened in water and soap or an anti-limestone detergent.

To avoid spots caused by calcium in water, we advise drying with a cloth after each use.

Advice: Please use only natural soap-based detergents avoiding those with alcohol, hydrochloric acid or phosphoric acid, bleach, chlorine etc. and those containing abrasive powders.

---

## PACKING



1 pcs

---